



Research Article

SYNTHESIS, CHARACTERISATION AND BIOLOGICAL ACTIVITY OF VANADIUM (V) WITH 2,4-DIHYDROXY CINNAMALDEHYDE THIOSEMICARBAZONE (2,4-DCTSC)

Shobha Borhade *

Department of Drug Chemistry, S.M.B.S.T. College, Sangamner, India

*Corresponding Author Email: borhadeshobha@gmail.com

Article Received on: 08/03/17 Approved for publication: 10/04/17

DOI: 10.7897/2230-8407.080454

ABSTRACT

The 2,4-Dihydroxy cinnamaldehyde thiosemicarbazide has been synthesized. Complex of 2,4-dihydroxy cinnamaldehyde thiosemicarbazide with transition metals, Vanadium (v) has been synthesized in methanol medium. The formation of the complex are endothermic processes. The ligand was characterized by melting point, elemental analysis, absorption spectra and antimicrobial activity while the complex was characterized by melting point, absorption spectra. A simple and sensitive spectrophotometric method was developed for transition metal complex of 2,4-dihydroxy cinnamaldehyde thiosemicarbazide. The optimum condition for complete colour development have been established. The stability constant, dissociation constant & change in free energy of vanadium (v) has been determined by Job's variation & mole ratio method indicate that the M:L is 2:1. Tolerance limit of diverse ions in the determination of vanadium (v) with is investigated. Antimicrobial activity and antifungal activity have been studied.

Key words: 2,4-Dihydroxy cinnamaldehyde, thiosemicarbazide, vanadium (v), spectrophotometry, antimicrobial activity.

INTRODUCTION

Thiosemicarbazones are the compounds which forms complex with metal ions. They act as a complexing agent. The complex of thiosemicarbazones shows a number of medicinal properties. They also have antitubercular activity¹. Its complex is active against viruses, influenza, protozoa, small pox². They are also used in pesticides and fungicides³. A number of thiosemicarbazides and derivatives have good antibacterial⁴, antifungal⁵, herbicidal⁶ and antiacetylcholinesterase activities⁷. The thiosemicarbazide and thiosemicarbazones have special attraction due to their activity against certain kinds of tumours⁸. It is known that some drugs have increased the activity due to the metal complexes⁹. The number of metal chelates inhibits the growth of tumours¹⁰. In cancer treatments, it has been shown that the active species is not the thiosemicarbazone itself but a metal chelates of the thiosemicarbazones¹¹. Semicarbazone and thiosemicarbazone complexes of transition and non-transition metals are known for their diverse biological activities¹². Dimethoxy benzaldehyde thiosemicarbazones and their related compounds also has biological activities¹³. Bis thiosemicarbazones and their related compounds also has been studied for their biological activities¹⁴. Thiosemicarbazone complex with transition metal containing sulphur and nitrogen as donor atoms have attracted special attention¹⁵. Thiosemicarbazide and thiosemicarbazone used as a potential ligands¹⁶. Condensation of aldehydes or ketones with thiosemicarbazones forms heterocyclic thiosemicarbazones. They are shows the antibacterial, antiviral and also antitumor activities¹⁷. The

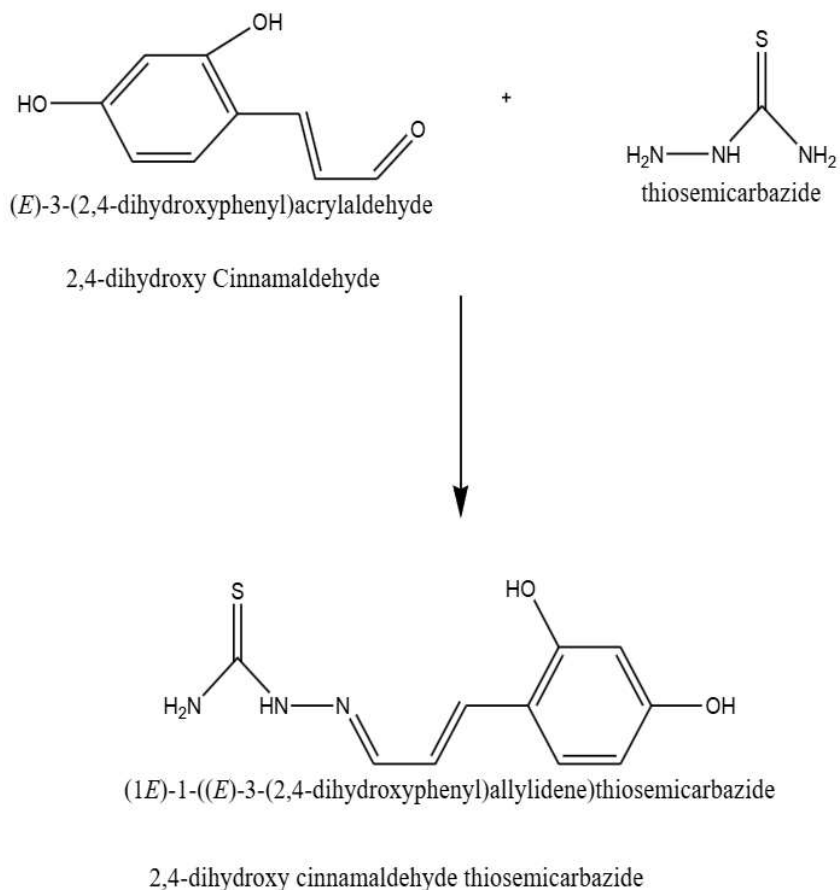
antitumor activity of the heterocyclic thiosemicarbazones is due to the compounds inhibiting DNA synthesis^{18,19}.

Vanadium is a hard-grey metal. The abundance of the vanadium is 150 parts per million in the igneous rocks of the earth's crust. Vanadium is an important catalyst in oxidation reaction such as naphthalene phthalic acid and toluene benzaldehyde. V₂O₅ is important catalyst in the manufacture of SO₃ by the catalyst process. Vanadium is important trace element. It is beneficial and essential for humans²⁰. It is essential for some living organisms²¹⁻³⁰. The chemistry of the coordination compound of vanadium is typical due to their involvement in the processes of biological importance. Vanadium ions can play a role in biology as counter ions for protein, DNA, RNA, and various biological structures. Vanadium ions have many structural roles reflected by its structural and electronic analogy to phosphorus³¹⁻³⁹. Vanadium is also an enzyme co-factor^{25,27,38-48}. Vanadium can act and function in the biosphere include investigation in to the fundamental coordination and redox chemistry of the element⁴⁹.

MATERIALS AND METHODS

All chemical and solvents used were of analytical grade. An Elico pH meter LI-610 is used for the pH measurements. An Elico UV-visible spectrophotometer model UV-SL-164 equipped with 1 cm quartz cell used for spectrophotometric measurements taken on the instrument. Elemental analysis and antimicrobial activity was done in Laboratory approved by Central Government for AGMARK.

Synthesis and characterization of 2,4-dihydroxy cinnamaldehyde thiosemicarbazide
Synthesis of 2,4-Dihydroxy cinnamaldehyde Thiosemicarbazide



The crude product is crystallized in methanol. The recrystallized product has melting point is 186 °C and molecular weight by formula is 237.00

Characterisation of isonicotinoyl hydrazone (PIH)

Absorption Spectra of 2,4-Dihydroxy cinnamaldehyde Thiosemicarbazone (2,4-DCTSC)

Absorption Spectra of 2,4-Dihydroxy cinnamaldehyde Thiosemicarbazone (2,4-DCTSC) was recorded against a blank solution containing buffer (pH 5), Absorption spectra was recorded in the wave length range 260 nm to 560 nm. It shows an absorption maximum at 395 nm wavelength the molar absorptivity of is 0.9843521 x 10³ L.mol⁻¹.cm⁻¹. Figure 1.

Elemental Analysis of 2,4-Dihydroxy cinnamaldehyde Thiosemicarbazone (2,4-DCTSC)

The elemental analysis of PIH was done in Laboratory approved by Central Government for AGMARK. It shows the result of elemental analysis in Table 1.

Effect of Reagent concentration

Effect of Reagent concentration was studied by taking varying amount of reagent and fixed amount of transition metal Figure 2.

Effect of Reagent PH

Effect of PH was studied by taking varying amount of reagent and fixed amount of transition metal Figure 3.

Validity of Beer's Law and Composition of Complex

For the study of Beer's law the solutions were prepared which containing different amounts of Vanadium (v), same amount of ligand pH 3. The composition of the V (v)-metal complex is found to be 1:2. It was determined by studying Job's method. The ratio of metal ion to ligand molecule in the coloured complex was found to be 1:2 composition of complex. Figure 4 & 5

Antimicrobial Activity of 2,4-Dihydroxy Cinnamaldehyde Thiosemicarbazone (2,4-DCTSC)

Antimicrobial Activity of 2,4-Dihydroxy Cinnamaldehyde Thiosemicarbazone (2,4-DCTSC) was done in Laboratory approved by Central Government for AGMARK. It shows the result of elemental analysis in Table 2.

Physico-chemical Characteristic 2,4-Dihydroxy cinnamaldehyde Thiosemicarbazone (2,4-DCTSC)

Physico-chemical and Analytical characteristic of transition metal complex of ligand was studied and given in Table 3 and Tolerance limit of diverse ions in the determination of ligand shown in Table 4.

RESULTS AND DISCUSSION

Table 1: Elemental analysis of 2,4-DCTSC

Sr.No.	Chemical Analysis	Percentage Found	Percentage Expected
1)	Carbon	50.63%	52.55 %
2)	Hydrogen	04.64 %	05.12 %
3)	Oxygen	13.50 %	14.02 %
4)	Nitrogen	17.72 %	16.39 %
5)	Sulphur	13.50 %	12.80 %

Table 2: Antimicrobial activity of 2,4-DCTSC

Sr.No.	Antimicrobial	Activity
1)	<i>Klebsiella pneumoniae</i>	Nil
2)	<i>Vibria cholerae</i>	Nil
3)	<i>Bacillus megaterium</i>	Nil
4)	<i>Salmonella typhi</i>	Nil
5)	<i>Shigella flexneri</i>	Nil

Table 3: Experimental results and physical data of 2,4-DCTSC and V(v) complex

Code No	Compound M.P. (°C)	Colour	Molecular weight by formula gm/mole	Yield
2,4-DCTSC	186°C	Greenish blue	237.00	87 %
V(V)-2,4-DCTSC	175°C	Yellow blue	332.94	81%

Table 4: Physico-chemical and analytical characterisation of V(v) complex of 2,4-DCTSC

Sr.No.	Characteristics	Result
		V (V)-ligand
1)	Absorption Spectra	395 nm
2)	Molar absorptivity	0.9843521 x 10 ³ Lit. mol ⁻¹ . cm ⁻¹
3)	pH range (optimum)	5.0
4)	Reagent required for maximum complexation	0.557 ml
5)	pKa	5.134 x 10 ⁻⁸
6)	Beer's law validity range (ppm)	1.0 ppm
7)	Composition of complex (M : L)	1:2
8)	Stability Constant	4.4128031 x 10 ⁷
9)	Dissociation Constant	3.992216 x 10 ⁻⁸
10)	Change in free energy	-29.42 KJ/mole
11)	Sandell's Sensitivity µg /cm ²)	0.001994 µg /cm ²

Table 5: Tolerance limit of diverse ions of V(v) complex of 2,4-DHCTSC

Sr. No.	Metal ion	Salt	Interference
1)	Mg (II)	MgSO ₄	89
2)	Ca (II)	CaCl ₂ .2H ₂ O	31
3)	Cd (II)	CdCl ₂	53
4)	Mn (II)	MnCl ₂	Interferes
5)	Co (II)	CoSO ₄	62
6)	Ce (IV)	Ce (SO ₄) ₂	62
7)	Ba (II)	BaCl ₂	55
8)	Cr (III)	K ₂ Cr ₂ O ₇	32
9)	Hg (II)	HgCl ₂	74
10)	Ti (V)	K-titanyl oxalate	92
11)	Ni (II)	NiCl ₂	34
12)	Sn (II)	SnCl ₂	27
13)	Na (I)	NaCl	67
14)	Pb (II)	PbSO ₄	Interferes
15)	Zn (II)	ZnSO ₄	25
16)	Al (III)	AlCl ₃	16
17)	Pd (II)	PdCl ₂	Interferes
18)	K (II)	KCl	84

2,4-Dihydroxy cinnamaldehyde Thiosemicarbazone (2,4-DCTSC) has greenish blue colour with yield 87 % and vanadium (V)- 2,4-Dihydroxy cinnamaldehyde Thiosemicarbazone (2,4-DCTSC) yellowish blue in colour with 81 % yield. Absorption spectra of vanadium (V)- 2,4-Dihydroxy cinnamaldehyde

thiosemicarbazone at 395 nm with molar absorptivity 0.9843521 x 10³ Lit. mol⁻¹. cm⁻¹ and optimum pH range is 5.0. Reagent required for maximum complexation is 0.557 ml. Stability constant, dissociation constant and change in free energy is 4.4128031 x 10⁷; 3.992216 x 10⁻⁸ and -29.42 KJ/mole.

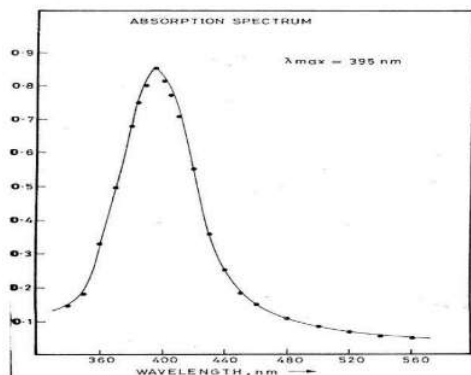


Figure 1: Absorption Spectra of 2,4-Dihydroxy cinnamaldehyde Thiosemicarbazone (2,4-DCTSC) Absorbance Vs Wavelength

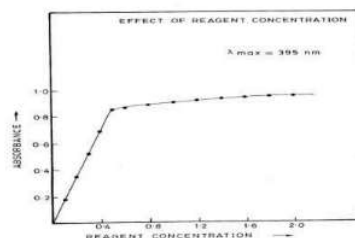


Figure 2: Effect of reagent concentration of V(v)-2,4-Dihydroxy cinnamaldehyde thiosemicarbazide (2,4-DCTSC)

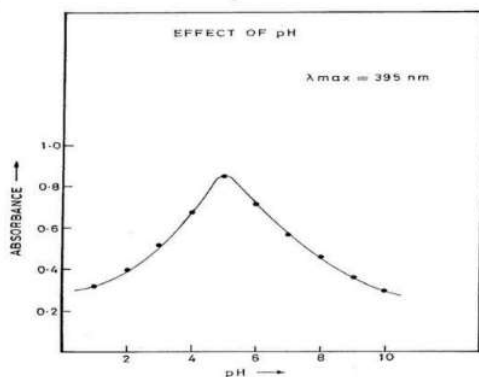


Figure 3: Effect of PH of V(v)-2,4-Dihydroxy cinnamaldehyde thiosemicarbazide (2,4-DCTSC)

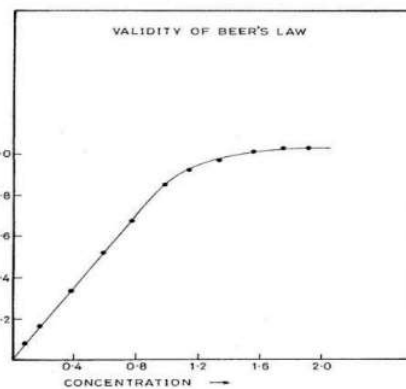


Figure 4: Validity of beer's law of V(v)-2,4-Dihydroxy cinnamaldehyde thiosemicarbazide (2,4-DCTSC)

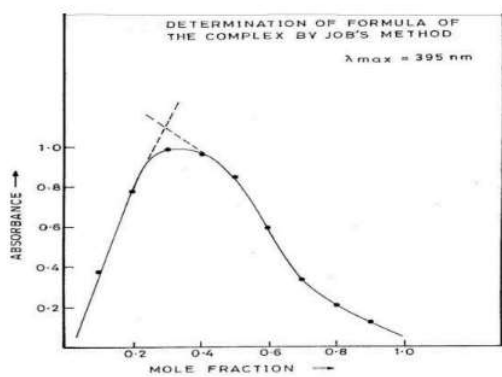
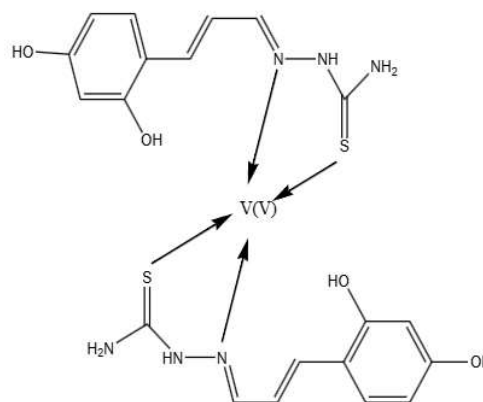


Figure 5: Determination of formula of V(v) complex of 2,4-dihydroxy cinnamaldehyde thiosemicarbazide (2,4-DCTSC)



Structure of Vanadium (V)- 2,4-dihydroxy cinnamaldehyde thiosemicarbazone (2,4-DCTSC)

CONCLUSION

Vanadium (V)- 2,4-Dihydroxy cinnamaldehyde Thiosemicarbazone (2,4-DCTSC) complex is 1:2. Sandell's Sensitivity is $0.001994 \mu\text{g}/\text{cm}^2$

ACKNOWLEDGEMENT

The authors would like to thank the Principal of S.M.B.S.T. College, Sangamner & also thankful to the management of S.B.V.P. Samaj's Sangamner to carry out this research work.

REFERENCES

1. Bjelogrić S, Todorović V, Bacchi T, Zec M, Sladić D, Srdić-Rajić T. Journal of Inorganic Biochemistry; 2010 : 673.
2. Aravindakshan KK. Journal of Indian Chemical Society. 1989; 66:104.
3. Orlova N, Aksensova UA, Selidovkin DA. Russian Pharmaceutical Toxicol.1968;348.
4. Bhamaria RP, Deliwala CV. Indian Journal of Experimental Biology.1968; 6: 62.
5. Vender JM. Proceeding of British Insectic Fungi Conference 4th.1967;2:562.
6. Plugers CW, Kaars SJ. Journal of Applied Biology. 1966; 57: 465.
7. Tiwari SS, Sengupta AK, Kumar JP. Journal of Indian Chemical Society. 1974; 51: 402.
8. Dwyer FP, Mayhew EM, Roe EM. British Journal of Cancer. 1965; 19: 195.
9. Petering HG, Buskirk HH, Underwood CE. Cancer Research. 1964; 64: 367.
10. Scovill JP, Klayman DL, Franchino CF. Journal of Medicinal Chemistry. 1982; 25: 1261.
11. Crim JA, Petering HG. Cancer Research. 1967; 67: 1278.
12. Williams WR, Padhye SP, Kauffman GB. Coordination Chemical Review. 1985; 63: 127.
13. Harry TR, Demetrius LK. Chemical Abstract. 1973; 79: 104942.
14. Joshi KC, Pathak VN, Jain Sk. Journal of Indian Chemical society. 1980; 57: 1176.
15. Alho MA, Accorso NB. Behavior of free sugar thiosemicarbazones towards heterocyclization reactions. Journal of Carbohydrates Research. 2000; 328: 481-488.
16. Rodrigluz MB, Pavon MC. Talanta. 1980; 27: 923.
17. Klayman DL, Scovill JP, Bartosevich JF. Journal of Medicinal Chemistry. 1983; 26: 39.
18. Kovalá-Demertzis D, Demertzis MA, Miller JR, Papadopoulou CC, Dodorou RC, Filousis GF. Journal of Inorganic Biochemistry.2001; 86:555.
19. Quiroga AG, Perez JM, Lopez-Solera AB, Masagner JR, Luque AE, Roman PI, Edwards AE, Alonso CH, Navarro-Raninger CS. Journal of Medicinal Chemistry.1998;41:1399.
20. Nielsen FH, Uthua EO. Vanadium in Biological Systems. Academic Publishers: Boston. 1990; 324.
21. Kustin KI, McLeod GC, Gilbert TR, Briggs LB. Structural Bonding.1983;53:139.
22. Kustin KI, Robinson WE, Smith MT. Journal of Invertebrates Reproduction Development.1990;17:129.
23. Das PK, Bhattacharyya SG, Banerjee DE, Banerjee DR. Journal of Coordination Chemistry. 1989; 19:311.
24. Othman AC, Farghaly CF, Mahmoud AW, Ghandour SE. Talanta.1999; 49: 31-40.
25. Wever RS, Kustin De. Advance Inorganic Chemistry. 1990; 89: 51.
26. Slebodnick GD, Hamstra BJ, Pecoraro VL. Structural Bonding.1997;89: 51.
27. Shashikala Devi, Ramaiah MS, Vanita GK, Veena KS, Vaidya VP. Journal of Chemical & Pharmaceutical Research. 2011; 3(1) :445-451.
28. Taylor SW, Kammerer BE, Bayer EA. Chemical Research.1997; 97: 333.
29. Rehder DE. Coordination Chemistry.1999;182:297.
30. Michibata HE, Yamaguchi NA, Uyama TA, Ueki TW. Coordination Chemistry.2003;237:41.
31. Michibata HE, Uyama TA, Ueki TE, Microsc KA. Research Technol.2002;56:421.
32. Chasteen ND. Structural Bond.1983;53:105.
33. Gresser MJ, Tracey AS, Stankiewicz PA. Journal of Advance Phosphatases.1987;4:35.
34. Gresser MJ, Tracey AS. Vanadium in Biological Systems. Academic Publishers: Boston.1990:325.
35. Crans DG, Vaidya AE. Journal of Inorganic Chemistry. 1994;16:1.
36. Rehder DA, Wever AE. Metal Ions Biological Systems.1995; 31:1.
37. Saxena HB, Limaye SN, Saxena MC, Suzuki SH. Oriental Journal of Chemistry. 1990; 6: 208.
38. Irving HA, Williams RJ. Journal of Chemical Society. 1953; 7(2): 3191.
39. Joaquim CG, Adelio AS, Cesar JS, Oliveira JS, Pinto DS. Talanta. 1998; 45: 1155-1165.
40. Cabaniss SE, Ventry LS, Rayan DK, Gilbert TR. Journal of Microchemistry. 1991; 4: 201-206.
41. Luster JA, Loyd TP, Sposito GC. Environmental Science Technol. 1996; 30: 1565-1568.
42. Choudhari GL, Prasad SR, Rahman AE. Journal of Indian Chemical society. 1997; 74: 683-685.
43. Gerald GA, Christine FE, Jacqueline BA. Chemical Abstract. 1991; 115: 8828-8830.
44. Khuhawar MY, Laujwani SN. Talanta. 1996; 43: 767-769.
45. Coutts RT, Neilands JB, Haehr MC. Journal of Pharmaceutical Science. 1967; 2: 27.
46. Norrestan RA, Stenskind BE, Branden CI. Journal of Molecular Biology. 1975; 99: 501.
47. Milner GW, Wilson JD, Barnett GA, Smales AA. Journal of Electroanalytical Chemistry. 1961; 2: 25.
48. Hao FE, Paull BR, Hadcted RP. Journal of Chromatography. 1996; 42: 690.
49. Keshavan BK, Prasad KP, Marczenko ZP. Journal of Indian Chemical Society. 1995; 72: 815-817.

Cite this article as:

Shobha Borhade. Synthesis, characterisation and biological activity of Vanadium (V) with 2,4-dihydroxy cinnamaldehyde thiosemicarbazone (2,4-DCTSC). Int. Res. J. Pharm. 2017;8(4):87-91 <http://dx.doi.org/10.7897/2230-8407.080454>

Source of support: Nil, Conflict of interest: None Declared

Disclaimer: IRJP is solely owned by Moksha Publishing House - A non-profit publishing house, dedicated to publish quality research, while every effort has been taken to verify the accuracy of the content published in our journal. IRJP cannot accept any responsibility or liability for the site content and articles published. The views expressed in articles by our contributing authors are not necessarily those of IRJP editor or editorial board members.